

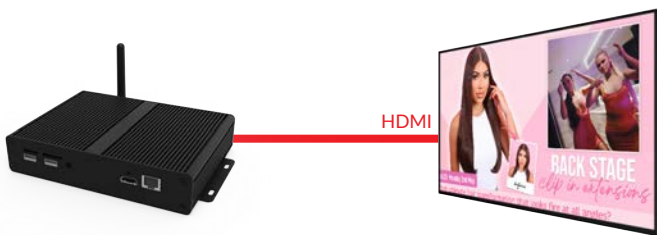
# Android Cloud Network Media Players



*Transform existing screens into networked digital signage displays*

## Transform Existing Displays

If you already have a screen but would like to convert it into a networked digital signage display, these media players provide a cost-effective and hassle-free solution.



## 24/7 Commercial Grade

Thanks to their streamlined design, these innovative displays feature a slim depth, minimal cord clutter, and high energy efficiency. Plus, not only is the aluminium enclosure incredibly lightweight for easy installation, it also has high thermal conductivity. This allows rapid heat loss, improving overall performance and increasing lifespan.



Update from Anywhere



Cloud-Based Software



Android 7.1



Advanced Processing & Graphics Support



Super Slim Profile



Innovative Heat Sink Fins



Versatile Connectivity



Multiple Outputs



3 Year Warranty

## Other Features

### Effortless Remote Updates

These media players eliminate the need to install special software, have a dedicated PC, or have a dedicated server. Once your media player is connected to your screen and the internet, simply log in to our cloud-based CMS software via our online portal and update content instantly from anywhere in the world.



### Android 7.1 Operating System

Running on Android 7.1 ensures these media players are faster and easier to update than ever before, as well as allowing live webpages to be displayed and broadening compatibility with third-party applications.



### Super Slim Profile

With their ultra-thin depth ensuring a seamless fit behind screens, these media players are incredibly easy to integrate when installing.



### Performance Enhanced Enclosure

The innovative heat sink fin design efficiently dissipates heat, ensuring the media player stays within its optimal temperature range. Not only does this make it suitable for continuous 24/7 use by preventing overheating, it also vastly improves overall performance.



### Advanced Processing and Graphics Support

These powerful media players utilise ARM's state-of-the-art Midgard GPU architecture to offer significantly higher performance than previous chips. They also support the latest graphics APIs for smooth and impressive visuals, along with wide support for the latest feature sets.



### Versatile Connectivity

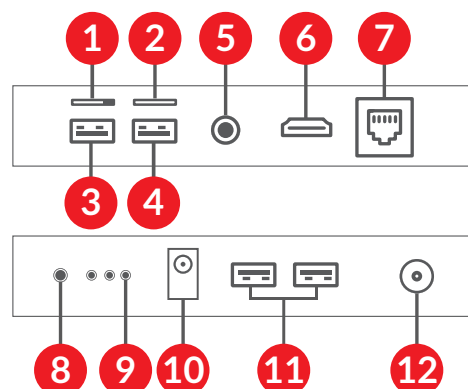
Connect the media player to your network using an Ethernet cable or over Wi-Fi, the choice is yours. For applications that require a dedicated network, a 4G upgrade is also available.



### User Friendly AV Interface

With a classic HDMI port and four USB 2.0 ports on both sides of the player the media player is made for simple connections. Plus, easily increase the internal memory or attach more devices thanks to the TF card slot and USB ports respectively for ultimate futureproofing.


- |            |                |            |
|------------|----------------|------------|
| 1 TF Card  | 6 HDMI         | 11 USB x2  |
| 2 Sim Card | 7 LAN          | 12 4G/Wifi |
| 3 USB      | 8 IR Extension |            |
| 4 USB OTG  | 9 IR           |            |
| 5 Audio    | 10 DC 12V      |            |



# Content Management System

Our Content Management System allows anyone to design and schedule content, regardless of their technical knowledge or resources. With this user-friendly interface you can use your pre-existing images, videos and websites, as you create your custom layouts, to develop content that your audience will love to engage with.

Publish content to your media player from anywhere in the world with just the push of a button. You can also send remote commands, designate specific user privileges, schedule your content to appear at set times and dates and even preview your content from the comfort of your PC.



## Rapid Publishing

We have developed an easy "Rapid Publishing" tool that allows you to publish or schedule your content in a matter of seconds. You can now send real-time updates to your customers and ensure they always have the latest information.

## Simple Setup

All it takes are three easy steps and your content is published in no time. Choose the orientation of your screen, upload your media and click "Publish" - it really is that easy!

## Free Digital Signage Templates

Access a wide range of free templates with eye-catching designs and layouts that you can easily edit and make your own.

## Schedule Playlists

Once your playlist is created, you can choose to either publish your content immediately or schedule times and dates for your content to be displayed. This allows you to display what you want and when you want, having complete control of what your customers are seeing.

## Global Remote Commands

Not only can you update the content on your media players remotely from anywhere in the world, you can also send commands to reboot your media players, format the internal memory, stop and start content playback, rotate the orientation, and so much more! You can have full control of your screens no matter where you are.



## User Management

Create and manage unlimited amount of user accounts and set privileges for each user or user group. Not only can you set how much access your users have to certain functions and limit them in other areas, but you can also limit the access to specific screens, giving you complete control of what different users can do.



## Reports / Logs

Keep track of every action performed on the CMS from users, screens or players. From seeing the current status of a screen to checking who last updated a player; you can even access content playback reports that are accurate down to the second when proof of play is needed.



## Customise the UI

Change the logo displayed in the top corner and choose a colour scheme based on your company's branding to make this software your own. That's right, you can fully customise My Signage Portal's software interface to your company's style for a fully personalised experience.

# Content Management System

## Multi Screen Synchronisation

Because we manufacture a wide range of hardware solutions in conjunction with My Signage Portal, we were able to fully optimise our software and minimise the perceived lag time of synchronisation to less than 0.042 seconds! This allows you to create content that flawlessly flows between multiple media players, creating the ultimate dynamic experience.



## Create Dynamic Multi Zone Layouts

Design your own unique layouts, in either landscape or portrait orientation, with different zones and layers for your images, videos, text and live webpages. Let your creativity flow and create dynamic and show-stopping content for your customers.

### Backgrounds

Set an image or a colour to frame your media zones.

### Images

Multiple images playing in a continuous rolling loop.

### Static Text

Input custom text values and edit the font, colour and size of your text.

### Videos

Multiple videos playing in a continuous rolling loop.

### Time

Display the time in a variety of formats, sizes and in whatever colour you want.

### Date

Display the date in a variety of formats, sizes and in whatever colour you want.



### Logo

Brand your layout with your logo, which will stay on top of all other zones.

### Office Documents & PDF's

Display PDF files alongside Microsoft Word, Excel and PowerPoint files.

### Webpages

Display a live webpage such as a social media page or live web feed.

### Image Overlay

Add an image with transparent sections as a top layer to give the other media zones a frame.

### Weather Widget

Display a real time weather forecast for up to the next three days.

### Scrolling Text

Display a ticker tape message or live RSS feed. From here you can adjust the font, size, colour, speed and direction of the text.

# Touch Screens Content Management System

## Interactive Experiences With Interactive Content

Once your media player is connected with a touch screen monitor you can create interactive experiences for your customers with no coding or technical knowledge necessary with My Signage Portal. To make this even easier, both touch and non-touch options are in the same system, giving you the flexibility of upgrading your content to interactive without the need to learn a new piece of software. Simple and easy for both you and your customers.



## Create Touch Screen Playlists

Design your own unique touch screen content with our visual builder, use buttons to weave your pages together as you fill pages with your images, videos, galleries and interactive webpages. You can even launch Android apps at the touch of a button from within your playlist. Deploy your touch content to anywhere in the world and experience interaction on a whole new level.

**FASHIUM**  
TOUCH A  
PRODUCT  
TO START

**9:25:23**  
**April 21, 2024**

Today 8°C-15°C  
Tomorrow 11°C-16°C  
Friday 5°C-11°C

tended Opening Hours: We are open

**SIGNATURE BAG** [X]  
Leather  
Candy Pink  
£1490  
FOR001 1T00793 17384

[MORE]

A NEW SHAPE FOR FALL THIS TOP HANDLE HAS A FOLD OVER TOP FOR AN EVERYDAY LOOK WITH A LUXURIOUS FEEL.

ening Hours: We are open until 10pm

**SIGNATURE BAG** [X]  
Leather  
Candy Pink  
£1490  
FOR001 1T00793 17384

[BACK]

tended Opening Hours: We are open

## Buttons

Link your different pages together and trigger a host of different actions. Use buttons to prompt videos to start, launch websites, link to different pages or playlists and even launch Android compatible applications; all this without having to write any code.

## Apps

If you have an Android compatible app that you would like to use, you can integrate it into your touch screen content. It can then be launched within the playlist with the touch of a button.

## Screensavers

You can set a 'timeout' period for your content; if the screen isn't touched during this period you can assign a separate playlist to display automatically. This can include images, videos, webpages and even RSS feeds.

## Media Galleries

Create user friendly galleries of your image and video content. Personalise your carousel with the length of each slide and the transition effect.

## Webpages

Incorporating websites and webpages into your touch screen content opens up a whole new world of opportunities. Any complicated functions that can't be achieved by using the standard tools of our CMS can be achieved by creating a webpage.

## Other Features



CLOUD-BASED SOFTWARE



ANDROID 7.1



24/7 COMMERCIAL USE



HEAT SINK DESIGN



POWER TIMER



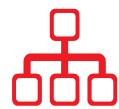
4 X USB PORTS



HDMI OUTPUT



LAN CONNECTION



LONG RANGE WI-FI AERIAL



SUPER SLIM PROFILE



INNOVATIVE HEAT SINK FINS



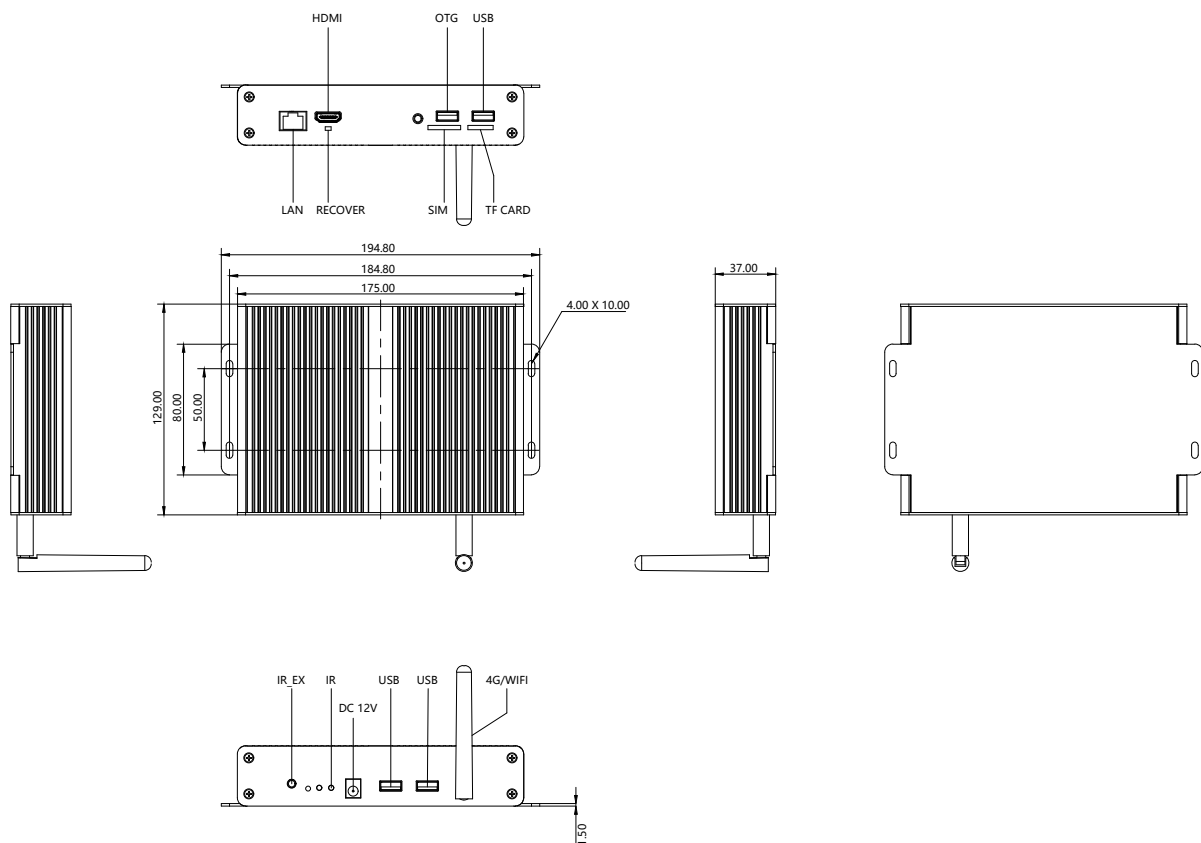
MULTIPLE OUTPUTS

## Other Features

		Android Cloud Network Media Player
AV Outputs	Video	HDMI
	Audio	Stereo Analog Audio Socket (3.5mm)
Power	Power Consumption (W)	<5
	Input Voltage	DC 12V
Mechanical	Unit Size (WxHxD mm)	194.8x129x37
	Package Size (WxHxD mm)	TBC
	Net Weight (kg)	TBC
	Gross Weight (kg)	TBC
Environmental	Operating Temperature	0 °C to 50 °C
	Storage Temperature	-30°C to 60°C
	Operating Humidity	10% to 80%
	Storage Humidity	5% to 95%
Computer	Media Formats	Video (MPG, AVI, MP4, RM, RMVB, TS), Audio (MP3, WMA), Image (JPG, GIF, BMP, PNG)
	Media Resolution	1920x1080/1080x1920
	Internal Memory	32GB
	CPU	Quad-Core Cortex-A17@1.61GHz
	GPU	Mali-T760 MP4 @600MHz
	RAM	4GB DDR3
	USB	USB2.0 HOST (x4)
	LAN	10/100Mb/s Ethernet
	Wi-Fi	802.11b/g/n
	OS	Android 7.1
Accessories	Graphic Engine	OpenGL ES 1.1/2.0/3.0/3.1, OpenCL 1.1, Renderscript, Direct3D 11.1
	Included	HDMI Cable, Scheduling Software, Remote Control, User Manual
Warranty	Warranty Period	3 Year Warranty
	Technical Support	Lifetime

Errors and omissions excepted

## Technical Drawing




## Why Choose Our Commercial Display Solutions?



### Lifetime Technical Support

From the moment you receive your product, throughout the duration of your warranty and even after your warranty has expired we are here to support you. If you require any assistance setting up or using your product, or have any problems at all, we can provide free technical support via telephone and email.



### On-site Support and Maintenance\*

If needed, we can provide an installation service for any of our products. We can also set up service-level agreements for larger projects that require maintenance contracts.



### Extended Warranty\*

All of our commercial display products come with a 3 year commercial warranty as standard but if you want to extend this you can upgrade this to cover a 5 year period at point of purchase.



### Training

As well as providing free remote CMS training sessions and webinars we can also visit you to deliver bespoke training for our software and hardware\*.



### Advanced Replacements†

Should your display suffer from any kind of hardware failure during the warranty period we will send you an advanced replacement and arrange for your old display to be collected, free of charge. This ensures no downtime where you are without a screen.



### Custom Product Testing & Configuration

If you need us to test third party software or a website, or configure your screen in a particular way before it is dispatched (e.g. in a particular orientation or network mode), we can do so to make your life easier.



### 3D Rendering

Want to know how a particular screen will look once installed? Send us a photo of the location and we will create a 3D rendering of any screen in situ to help you to visualise how amazing it will look.



### Logistics Support

We hold more stock in our UK warehouse than any other manufacturer so we can help you meet tight deadlines. For last minute orders we can also offer special express or morning delivery options\*. We also carry out UK based quality control checks on every display before it leaves our warehouse.



### Project Support

If you need to loan a sample unit to test we'd be more than happy to arrange this. We can also provide a rental service for temporary projects\*.



### Customisation\*

Your display can be customised to suit your requirements by adding your logo or printed graphics or even tailoring the colour of a display. We can also carry out hardware modifications to existing products or manufacture bespoke solutions for special projects.



### Extras\*

As well as being able to provide accessories and add-ons, such as extra remote controls, NUC PCs and video wall controllers, we can also supply custom made flight cases which are great if a display needs to be moved safely from place to place.

†UK mainland only

\*These particular services may incur additional charges